

Scaled data based on original data using
LM-79-08 Approved Method: Electrical and Photometric Measurements of Solid-
State Lighting Products

Test Report Prepared for
Cooper Lighting Solutions
(formerly Eaton)

Brand: STREETWORKS

Report Number: P267190

Luminaire Tested: **GAN-AF-08-LED-U-T3R-7027-800-ADJ**

Issue Date: 3/3/2020

Test Information

Test Method: LM-79-08
Report Number: P267190
TEST IS SCALED FROM IESNA LM-79-08 TEST DATA (P40129)
Test Lab: INNOVATION CENTER P2
Issue Date: 3/3/2020
Manufacturer: COOPER LIGHTING SOLUTIONS (FORMERLY EATON)
Product Line: STREETWORKS
Catalog Number: GAN-AF-08-LED-U-T3R-7027-800-ADJ
Description: GALLEON AREA AND ROADWAY LUMINAIRE
(8) 70 CRI, 2700K, 800mA LIGHTSQUARES WITH 16 LEDS EACH AND TYPE III
ROADWAY OPTICS
Light Source: -
Ballast/Driver: ELECTRONIC DRIVER

Summary

Lumens per Lamp: N/A
Luminaire Lumens: 34238 lumens
Efficiency: N/A
Efficacy: 102.5 lumens/watt
Luminous Opening: Rectangular (W 2' x L: 1' x H: 0')
IES Classification: Type III - Short - Full Cutoff
BUG Rating: B3 - U0 - G5

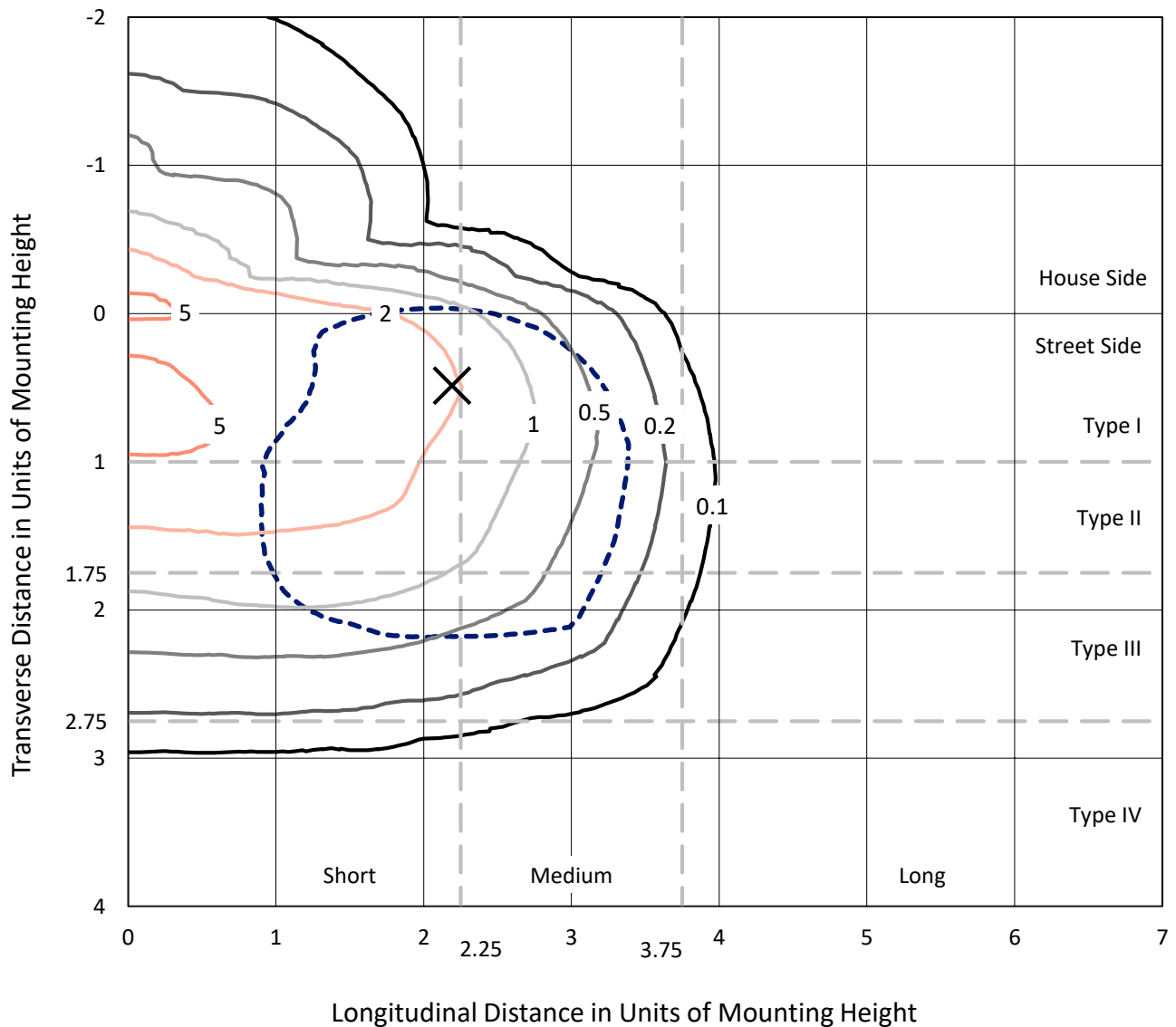
Input Watts (W): 334
Input Voltage (V): NR
Input Current (Ain): NR
Voltage Rise (V): NR
Power Factor: NR
Total Harmonic Distortion (THDi): NR
Frequency (hertz): 60
Stabilization Time: NR
Operation Time: NR
Ambient Temperature (°C): NR
Test Distance: 28.75 FT



REPORT NUMBER: P267190
 CATALOG NUMBER: GAN-AF-08-LED-U-T3R-7027-800-ADJ

Iso-Footcandle Lines of Horizontal Illumination

× Max cd
 - - - 1/2 Max cd

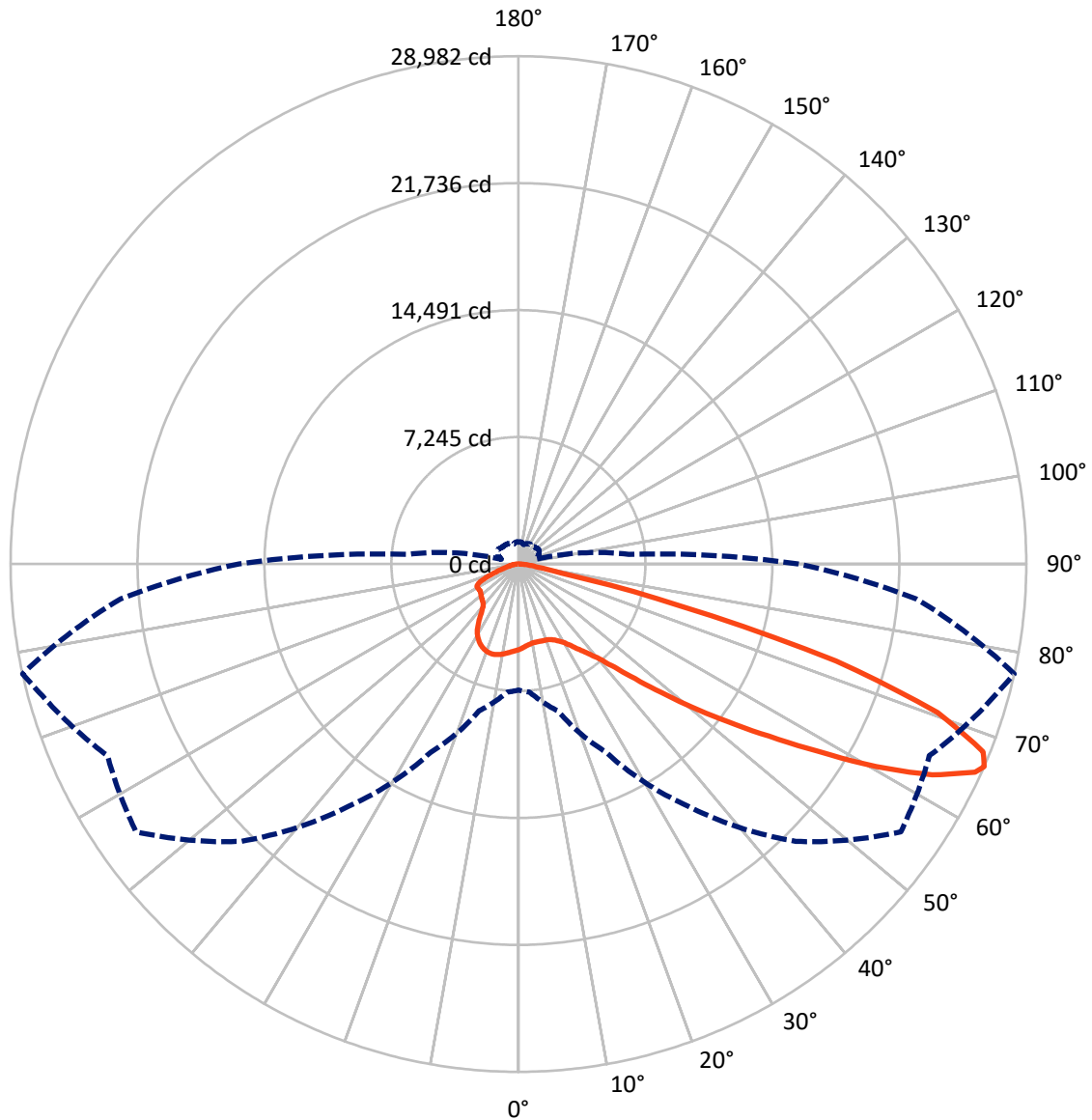


Based on 30 foot mounting height. Maximum calculated value = 6.7 fc
 Type III - Short - Full Cutoff

REPORT NUMBER: P267190

CATALOG NUMBER: GAN-AF-08-LED-U-T3R-7027-800-ADJ

Luminous Intensity Polar Plot



— Vertical Plane Through 77.5-Deg Lateral - - - Horizontal Cone Through 66-Deg Vertical



REPORT NUMBER: P267190

CATALOG NUMBER: GAN-AF-08-LED-U-T3R-7027-800-ADJ

FLUX DISTRIBUTION:

		Downward	Upward	Total
House Side	Lumens	5849.4	0.0	5849.4
	% Fixture	17.1	0.0	17.1
Street Side	Lumens	28388.7	0.0	28388.7
	% Fixture	82.9	0.0	82.9
Total	Lumens	34238.0	0.0	34238.0
	% Fixture	100.0	0.0	100.0

ZONAL LUMENS:

Zone	Lumens	% Fixture
0°-10°	435.9	1.3
10°-20°	1229.8	3.6
20°-30°	2098.8	6.1
30°-40°	3359.8	9.8
40°-50°	5190.5	15.2
50°-60°	7362.0	21.5
60°-70°	9848.3	28.8
70°-80°	4276.9	12.5
80°-90°	436.1	1.3
90°-100°	0.0	0.0
100°-110°	0.0	0.0
110°-120°	0.0	0.0
120°-130°	0.0	0.0
130°-140°	0.0	0.0
140°-150°	0.0	0.0
150°-160°	0.0	0.0
160°-170°	0.0	0.0
170°-180°	0.0	0.0
0°-90°	34238.0	100.0
0°-180°	34238.0	100.0

Coefficient of Utilization



REPORT NUMBER: P267190

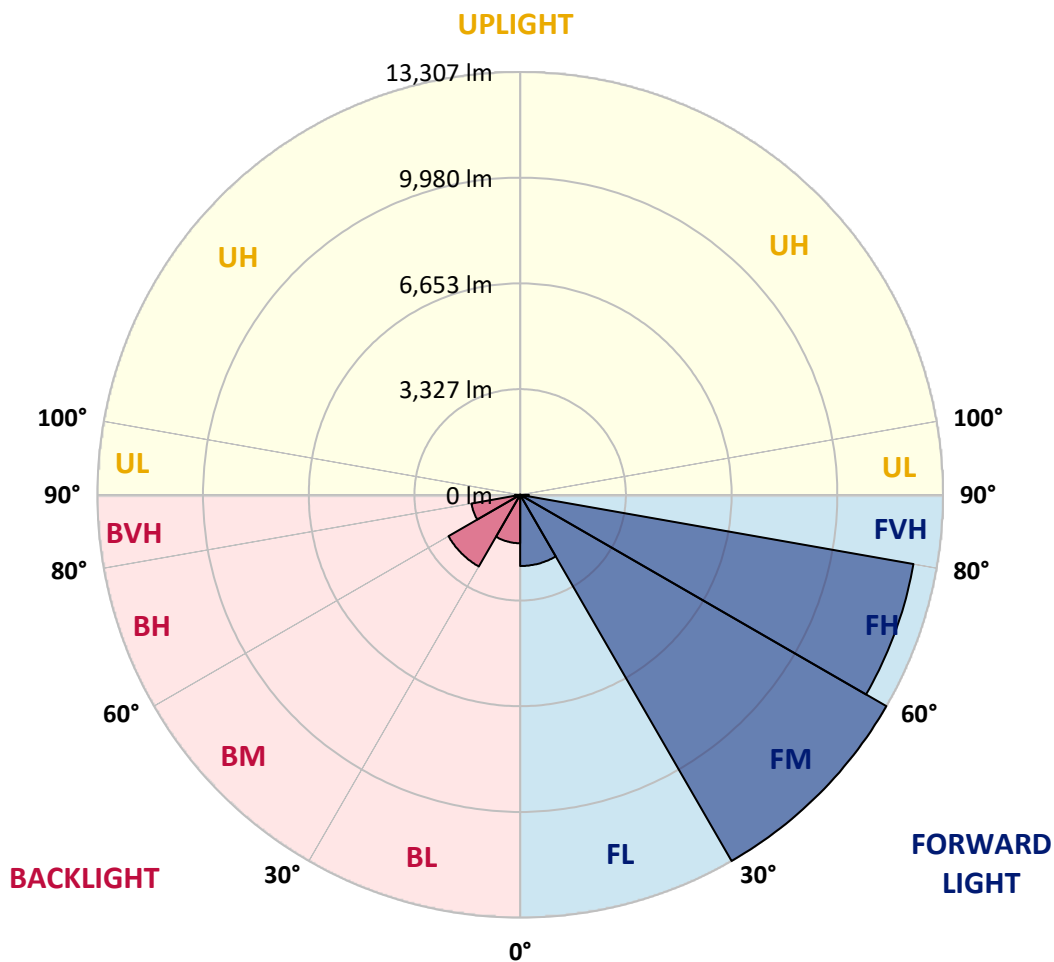
CATALOG NUMBER: GAN-AF-08-LED-U-T3R-7027-800-ADJ

LUMINAIRE CLASSIFICATION SYSTEM LUMEN TABLE AND BUG RATING:

Zone	Lumens	% Fixture	Zone Rating/Lumen Limit		
			B	U	G
FL (0°-30°)	2241.0	6.5			
FM (30°-60°)	13306.7	38.9			
FH (60°-80°)	12567.4	36.7			G5
FVH (80°-90°)	273.5	0.8			G3/500
BL (0°-30°)	1523.4	4.4	B3/2500		
BM (30°-60°)	2605.6	7.6	B3/5000		
BH (60°-80°)	1557.8	4.5	B3/2500		G3/2500
BVH (80°-90°)	162.6	0.5			G2/225
UL (90°-100°)	0.0	0.0		U0/0	
UH (100°-180°)	0.0	0.0		U0/0	

BUG Rating: B3-U0-G5

Type III Short





REPORT NUMBER: P267190

CATALOG NUMBER: GAN-AF-08-LED-U-T3R-7027-800-ADJ

CANDELA DISTRIBUTION (FULL):

	0°	5°	15°	25°	35°	45°	55°	65°	75°	77.5°	85°
0°	4879.1	4879.1	4879.1	4879.1	4879.1	4879.1	4879.1	4879.1	4879.1	4879.1	4879.1
2.5°	4316.0	4345.2	4369.4	4392.2	4437.4	4511.8	4597.5	4667.1	4767.5	4786.9	4840.2
5°	3919.8	3919.8	3939.2	3973.2	4034.6	4146.2	4262.7	4418.0	4636.4	4688.2	4830.5
7.5°	3727.2	3728.9	3740.3	3769.3	3822.6	3924.6	4052.4	4235.1	4531.3	4617.0	4859.7
10°	3798.5	3782.3	3758.0	3743.4	3751.5	3811.4	3932.7	4136.5	4466.6	4576.5	4924.4
12.5°	4196.4	4165.7	4081.4	3969.9	3863.2	3819.5	3890.6	4089.7	4439.1	4566.9	5010.0
15°	4846.7	4833.8	4676.8	4445.5	4186.7	3969.9	3921.5	4071.8	4442.3	4578.2	5112.1
17.5°	5662.0	5644.3	5437.3	5100.7	4678.6	4256.3	4029.7	4086.4	4453.5	4597.5	5210.7
20°	6485.6	6430.4	6207.3	5806.0	5264.1	4646.2	4209.4	4123.6	4468.2	4618.6	5314.3
22.5°	7100.3	7054.8	6854.3	6464.5	5840.1	5097.5	4450.4	4188.3	4515.2	4680.1	5442.0
25°	7640.5	7643.8	7444.9	7067.9	6422.4	5576.3	4760.9	4361.5	4634.7	4806.3	5616.7
27.5°	8308.7	8269.8	8083.8	7710.2	6998.2	6060.1	5136.2	4599.2	4812.8	4985.9	5846.4
30°	9107.8	9080.3	8865.2	8441.4	7637.3	6579.4	5565.0	4875.8	5042.5	5222.0	6147.5
32.5°	10047.7	10034.7	9811.6	9266.3	8375.0	7190.8	6068.1	5241.4	5385.3	5571.5	6579.4
35°	11151.0	11152.6	10889.0	10233.9	9182.3	7902.6	6639.2	5712.2	5802.8	5996.9	7093.7
37.5°	11830.5	11913.0	11814.2	11146.2	10096.3	8698.6	7380.0	6336.6	6278.4	6474.2	7645.5
40°	11976.1	12076.4	12388.5	12048.8	11118.7	9575.4	8036.9	6936.8	6863.9	7103.4	8355.6
42.5°	11772.2	11911.3	12571.4	12810.8	12204.2	10656.1	8920.2	7828.2	7736.1	8057.9	9238.9
45°	11650.8	11754.4	12518.1	13207.2	13145.6	11877.4	10044.5	8947.7	8913.7	9335.9	10258.0
47.5°	11440.6	11534.4	12269.0	13299.3	13699.0	12996.9	11395.3	10316.2	10382.6	10935.8	11408.2
50°	11553.8	11592.6	11990.7	13064.8	13859.1	13817.0	12904.6	11901.6	12128.1	12819.0	12710.5
52.5°	11537.7	11637.9	11958.2	12679.8	13880.2	14323.4	14391.3	13669.9	14147.0	14939.7	14155.1
55°	9327.8	9512.2	11578.2	12582.6	13954.5	14820.1	15714.6	15533.4	16423.3	17346.9	15785.8
57.5°	8907.2	9023.7	10169.1	12786.6	14349.3	15767.9	17186.8	17584.7	19073.1	20145.6	17772.3
60°	8824.7	8968.7	10154.5	13035.7	15150.0	17312.9	19369.2	20068.0	22297.2	23471.6	20076.0
62.5°	8567.6	8722.8	10059.0	13003.3	16287.3	19450.0	22163.0	22708.1	25354.8	26496.9	22002.7
65°	7752.2	7897.8	9280.8	12480.8	17054.1	21731.0	25469.6	25128.2	27768.3	28627.4	22963.7
66°	7194.0	7336.4	8667.7	11866.0	16876.2	22378.0	26640.9	25877.2	28308.6	28981.7	22776.0
67.5°	6173.2	6284.9	7477.1	10489.4	15929.9	22559.2	27625.9	26440.3	28365.3	28603.1	21703.5
70°	3900.4	3932.7	4859.7	7241.0	12058.6	19564.8	26126.3	25042.5	26026.1	25382.1	18194.6
72.5°	1692.1	1680.8	2332.8	3683.6	6826.8	13127.9	21134.1	20663.4	20415.8	18947.0	12736.3
75°	941.6	954.4	1211.6	1710.0	2774.4	6448.3	13825.2	13229.8	11170.5	9531.6	5775.4
77.5°	755.5	773.4	1004.7	1213.3	1245.7	2248.6	6469.4	5264.1	3169.1	2543.1	1604.8
80°	597.0	629.4	876.8	944.7	839.6	927.0	2090.0	1671.0	1253.8	1150.2	831.6
82.5°	472.4	495.1	752.2	715.1	587.2	624.4	1001.4	975.5	815.3	742.4	480.5
85°	339.6	381.8	617.9	538.8	385.1	420.5	664.8	637.3	467.5	381.8	211.9
87.5°	139.1	181.2	436.8	357.5	215.1	195.7	331.7	312.3	221.6	161.8	105.1
90°	0.0	0.0	0.0	0.0	0.0	0.0	0.0	0.0	0.0	0.0	0.0



REPORT NUMBER: P267190

CATALOG NUMBER: GAN-AF-08-LED-U-T3R-7027-800-ADJ

CANDELA DISTRIBUTION (continued):

	90°	95°	105°	115°	125°	135°	145°	155°	165°	175°	180°
0°	4879.1	4879.1	4879.1	4879.1	4879.1	4879.1	4879.1	4879.1	4879.1	4879.1	4879.1
2.5°	4874.3	4913.0	4963.1	4993.9	5010.0	5021.4	5039.2	5037.6	5042.5	5044.2	5050.6
5°	4906.6	4971.3	5044.2	5063.4	5063.4	5045.7	5028.0	4998.8	4987.5	4984.2	4987.5
7.5°	4990.8	5061.9	5125.0	5102.4	5053.8	4982.5	4890.5	4809.5	4765.9	4751.2	4748.0
10°	5097.5	5183.2	5209.1	5123.4	4981.0	4809.5	4626.7	4494.1	4418.0	4397.1	4390.6
12.5°	5226.9	5307.7	5272.2	5091.1	4827.3	4550.6	4298.3	4086.4	3927.8	3877.8	3874.5
15°	5369.3	5432.3	5307.7	4990.8	4597.5	4190.0	3740.3	3374.7	3177.2	3114.2	3109.3
17.5°	5501.8	5534.3	5286.7	4816.1	4259.6	3599.5	3002.6	2721.1	2653.1	2669.3	2672.5
20°	5615.1	5615.1	5215.6	4565.2	3727.2	2821.3	2444.4	2439.5	2488.0	2536.6	2546.3
22.5°	5739.7	5665.3	5091.1	4211.0	2973.4	2308.6	2253.5	2298.9	2353.7	2407.2	2415.3
25°	5893.4	5705.8	4918.0	3673.9	2337.6	2096.6	2117.7	2154.9	2182.3	2216.3	2221.1
27.5°	6064.8	5757.4	4689.8	2934.6	2028.6	1964.0	1980.1	1993.0	1989.8	2002.7	2005.9
30°	6270.3	5817.3	4377.6	2293.9	1900.9	1850.7	1821.6	1810.3	1810.3	1831.3	1839.4
32.5°	6545.3	5906.4	3929.5	1965.5	1839.4	1769.8	1676.0	1633.8	1650.0	1721.2	1737.4
35°	6847.9	6001.8	3322.8	1853.9	1826.4	1732.7	1586.9	1509.3	1510.9	1577.2	1598.4
37.5°	7177.8	6123.0	2657.9	1832.9	1855.4	1734.2	1540.1	1433.3	1389.7	1389.7	1397.8
40°	7600.1	6247.7	2151.6	1847.5	1917.1	1753.6	1515.8	1373.5	1250.5	1253.8	1260.2
42.5°	8150.1	6354.4	1879.9	1878.1	1991.5	1779.5	1514.3	1294.2	1187.4	1260.2	1326.5
45°	8761.6	6407.8	1760.0	1905.7	2051.3	1795.7	1488.3	1281.3	1195.6	1412.2	1538.4
47.5°	9465.4	6377.1	1693.8	1915.4	2065.8	1795.7	1459.1	1312.0	1252.1	1635.5	1782.7
50°	10237.1	6288.1	1629.0	1896.1	2061.0	1792.5	1486.7	1342.7	1273.2	1674.4	1776.3
52.5°	11144.6	6213.7	1561.2	1853.9	2027.0	1774.6	1519.0	1329.9	1206.9	1522.3	1593.5
55°	12179.8	6234.7	1485.1	1794.1	1973.7	1740.6	1507.7	1278.0	1137.3	1341.1	1384.7
57.5°	13503.2	6485.6	1394.4	1718.0	1900.9	1684.1	1467.3	1253.8	1116.2	1216.6	1242.4
60°	14980.1	6922.2	1281.3	1642.0	1810.3	1593.5	1436.6	1265.1	1125.9	1206.9	1219.8
62.5°	16064.1	7176.3	1184.1	1530.4	1687.2	1493.2	1397.8	1279.6	1151.8	1240.7	1237.5
65°	16358.6	6758.8	1062.9	1367.0	1520.7	1388.1	1349.2	1295.8	1163.1	1268.2	1253.8
66°	15946.0	6309.2	1009.4	1291.0	1436.6	1336.3	1324.9	1294.2	1158.4	1271.6	1247.2
67.5°	14944.7	5387.0	917.3	1179.4	1302.3	1258.5	1286.2	1279.6	1145.3	1268.2	1234.4
70°	12187.9	3675.4	784.6	981.9	1083.8	1108.1	1211.6	1227.9	1103.3	1211.6	1137.3
72.5°	8515.8	2238.9	694.0	761.9	876.8	944.7	1109.8	1156.7	1046.6	1058.1	986.8
75°	4115.6	1189.0	629.4	590.5	681.0	789.4	986.8	1059.6	957.8	884.9	859.0
77.5°	1282.9	726.4	533.9	475.7	533.9	637.3	825.1	928.6	852.5	740.9	731.2
80°	689.2	533.9	411.0	381.8	422.3	499.8	648.8	774.9	732.8	664.8	593.7
82.5°	454.6	346.1	304.2	296.0	322.0	381.8	482.1	642.3	642.3	569.4	414.2
85°	234.5	211.9	208.6	208.6	224.8	254.0	328.4	495.1	527.3	300.9	249.1
87.5°	116.5	121.4	113.2	118.0	126.2	124.5	156.9	249.1	297.7	182.8	152.1
90°	0.0	0.0	0.0	0.0	0.0	0.0	0.0	0.0	0.0	0.0	0.0

(END OF REPORT)